


What is Nature Notes? Nature Notes is a monthly newsletter written and distributed by the Wyoming Land Trust (WLT), a non-profit, non-advocacy conservation organization based in Pinedale, Wyoming.



Fish Tales

Check out these cool books available at the Sublette County Library!

Fletcher and the Falling Leaves by Julia Rawlinson

It's autumn, and Fletcher's favorite tree is slowly changing colors and losing its leaves. Fletcher is very worried. He tells the tree he'll help. But when the last leaf falls to the ground, Fletcher feels as though he's let down his friend ...until the first day of winter, when Fletcher sees that his tree has turned into a shining, glittering surprise. **Ages 4-8**

The Little Yellow Leaf by Carin Berger

As the autumn days get shorter and the nights grow colder, a little yellow leaf does not want to let go of its tree. Even as the first frost arrives, the little yellow leaf is determined to hang on. Berger's stunning cut-paper collage art tells a powerful story of courage and the rewards of embracing change. **Ages 4-8**

Why Do Leaves Change Color? by Betsy Maestro

In a clear text, Betsy Maestro explains the concepts of photosynthesis, pigments, and chlorophyll in terms children can understand. She includes activities children can do with leaves. **Ages 4-8**

Beaver Bites

Meet the staff of the Wyoming Land Trust!

What is your favorite part of fall?

Lara Ryan, Executive Director

The sound of elk bugling

Jordan Vana, Director of Conservation

The smell of wood smoke

Kathryn Boswell, Director of Public Education & Outreach

Riding bikes under the changing leaves

Summer Schulz, Associate Director of Conservation

Crisp air

Darby Davis, Associate Director of Development


Pumpkin pie

Ahna McKee, Operations Manager

The leaves turning colors

Kendall Brunette, Communications Coordinator





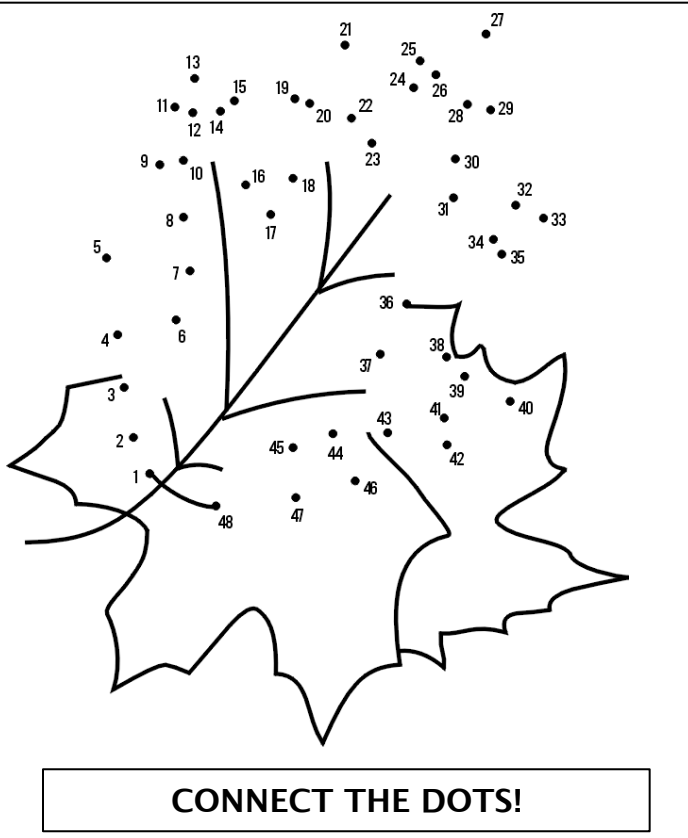
Chew On This! Camper Corner

Why do leaves change color in the fall?

Leaves are nature's food factories. Plants take water from the ground through their roots. They take a gas called carbon dioxide from the air. Plants use sunlight to turn water and carbon dioxide into oxygen and glucose. This is called photosynthesis. A chemical called chlorophyll helps make photosynthesis happen. Chlorophyll is what gives plants their green color.

As summer ends and autumn comes, the days get shorter and shorter. This is how the trees "know" to begin getting ready for winter.

During winter, there is not enough light or water for photosynthesis. The trees will rest, and live off the food they stored during the summer. They begin to shut down their food-making factories. The green chlorophyll disappears from the leaves. As the bright green fades away, we begin to see yellow and orange colors.



CONNECT THE DOTS!

UPCOMING EVENTS...

Stay tuned for information about 2012 Wyoming Nature Camps!
New dates and locations will be posted at: <http://www.wynaturecamps.org>

Fall Word Search

W A R T H A N K S G I V I N G
M S U N N E G N A H C Y D N A
Y S O A N D C H I L O L I Y R
B A C K T O S C H O O L B U E
R T T N G N I K A R L O E T T
E E O F R L E E Z A U T U M N
M I B N G N U I F N G H Q T I
M S E M Y A R F E G L T S H W
U E R I E D E A R E L C E O E
S N D I L V T I A O O B R N R
R S R F L O O V R M L R U A O

Nature Campers!

Just because school has started, doesn't mean you can't continue the fun arts and crafts we learned in Nature Camp. Try this one - it's easy and can be done right in your own backyard!

Leaf Rubbing

Materials:

paper
leaves
wax crayons

Instructions:

Gather leaves of various kinds. At home, cover a leaf with a piece of paper with the more "lumpy" side of the leaf (the back side) facing the paper.

Lay a crayon on its side (it works better this way) and gently color. The print of the leaf

AFTER SUMMER
AUTUMN
BACK TO SCHOOL
BEFORE WINTER
BROWN
CHANGE
COLORFUL
COOL
FALLING
HALLOWEEN

LEAVES
NOVEMBER
OCTOBER
ORANGE
PICTURESQUE
RAKING
RED
SEASON
THANKSGIVING
YELLOW

Wyoming Land Trust

P.O. Box 1580
131 S. Jackson Ave.
Pinedale, WY 82941
Phone: (307) 367-7007
Website: wyominglandtrust.org
Blog: wyominglandtrust.org/blog
Facebook: facebook.com/wyominglandtrust
E-mail: kendall@wyominglandtrust.org

E K E I O N E N G S P O
T C D T W S E A S O N W C A L
F C U L A R F A L L C N I O B
A H A L L O W E E N L O P R S