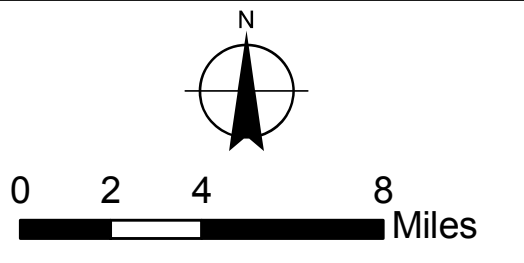





 131 S. Jackson Ave.
 P.O. Box 1580
 Pinedale, WY 82941
 (307) 367-7007
 www.grvlandtrust.org



LEGEND	
	Mule Deer Migration Route
	Phase II Mapped Fence

Sublette County, Wyoming	
Wildlife-Friendly Fencing Initiative: Phase II ALL AREAS	
Sources: GRVLT, Sublette Co., BLM, WGFD	Created for Information Only: May 6, 2010